

ARCS WALL SCONCE

PRODUCT FACT SHEET



ARCS WALL SCONCE

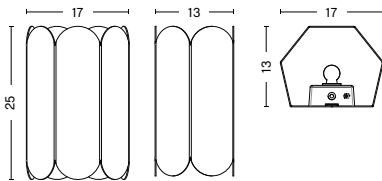
DESIGN BY MULLER VAN SEVEREN, 2021

The Arcs Wall Lamp is part of a series of arched designs created for HAY by Belgian duo Muller Van Severen. Formed from a continuous chain of curved arches that create an elegant, scalloped silhouette, the lamp provides a soft, ambient up and down light that plays with shapes and shadows. The lamp is easy to mount and is available in two variants – depending on the type of use or installation requirements: the Arcs Wall Sconce with integrated cord design or the Arcs Wall Switch with switch and cable. Arcs is crafted in solid steel and is available in several different colours or with a mirror surface. The different mounting solutions give the lamp a versatile quality, making it suitable for corridors and large spaces, as well as a bedside lamp or in small corners.

HIGHLIGHTS

- Part of a progressive and technologically advanced lighting collection.
- A family of arched shades for table, pendant and wall lamps designed by Muller Van Severen.
- A modern steel shade with a scalloped silhouette.
- Designed to be mounted directly on a wall-mounted junction box.
- Ideally suited to rooms, corridors and areas where power is already located in the wall and the lights can be controlled by an independent light switch fitted to the wall.
- It also comes with an on/off toggle switch and a power cable with a standard EU plug that can be plugged into a power socket (Arcs Wall Switch).
- Creates an ambient up and down light within a space that doesn't disturb or create unnecessary glare.
- Designed for use with a replaceable standard retro fit LED dimmable bulb.
- Suitable for both private and office environments.
- For indoor use only.

DIMENSIONS



WIDTH 17 CM

DEPTH 13 CM

HEIGHT 25 CM

MATERIALS

SHADE LAMP

Stamped and bent sheet metal steel with a high gloss wet-spray or mirror plated finish.

JUNCTION WALL BOX

White sheet metal with wet-spray finish.

COLOUR & FINISH

Please note that the colour codes are indicative.



MIRROR
PLATED FINISH



SEA GREEN



AUBURN RED



COBALT BLUE

TECHNICAL SPECIFICATIONS

RECOMMENDED LIGHT SOURCE*

LED E14 (A15), 5-8W (max. 8W), 500-800lm, 2700-3000K warm white

DIMMABLE

Yes**

POWER SUPPLY

220-240V AC at 50/60Hz

IP

20

CORD

Integrated in the wall

SWITCH

No

*Bulb not included.

**If used in conjunction with a wall mounted dimmer and suitable LED bulb.

TEST SPECIFICATION OUTPUTS*

FLUX (LUMENS)

568lm

CCT (KELVIN)

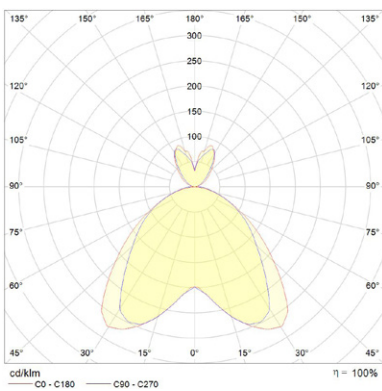
2700K, warm white

CRI (1-100)

80

*Photometrics and the test specification shown is taken using the recommended LED bulb fitted in the production luminaire.

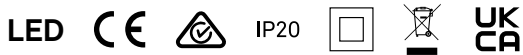
PHOTOMETRICS



CERTIFICATES

CE APPROVED

This product has been assessed and complies with the essential requirements of the relevant European directives.



Tested according to the following European EN IEC standards which relate specifically to electrical lighting products including:

- EN 55015:2013 (radio disturbance)
- EN 61547:2009 (EMC immunity)
- EN 61000-3-2:2014 (EMC compatibility)
- EN 61000-3-3:2013 (EMC compatibility)
- EN 60598-2-4:1997 (portable luminaires)
- EN 60598-1:2015 (general requirements)
- EN 62493:2010 (human exposure to EMC)

COUNTRY OF ORIGIN

China

DOWNLOADS

Packshots and lifestyle photos, 2D 3D files, care and maintenance, instructions, test certificates, product fact sheets, and product presentations are available in our Digital Library at hay.com.

[LINK TO DIGITAL LIBRARY](#)